



GEISMAR®

PEM LEM METHOD

TRACK LAYING METHOD PEM/LEM



Equipment for PEM / LEM method

PEM for lifting and slewing the load



LEM for load transportation

Temporary track



Modular work system

PEM : load , unloading and positioning

LEM : transport

PEM + LEM : load and transport




The modularity of the PEM / LEM system allows the installation of any kind of turnout or track panel without length limit

For different length the quantity of modules differs in proportion to those lengths

The use of a remote control system facilitates the operations.



Transport of the turnout and the PEM with the LEM



*Arrival at the turnout location where
the temporary track has been laid*



With the remote control, the all set of equipment is controlled and is going down the ramp of temporary track

The horizontal alignment of the turnout is perfectly maintained thru the elevation of the the lifting table of the LEM



*Progressive descent of the turnout onto
the temporary track*

Descent of the last set



LEM extraction



Temporary track extraction



Positioning of the turnout with PEM

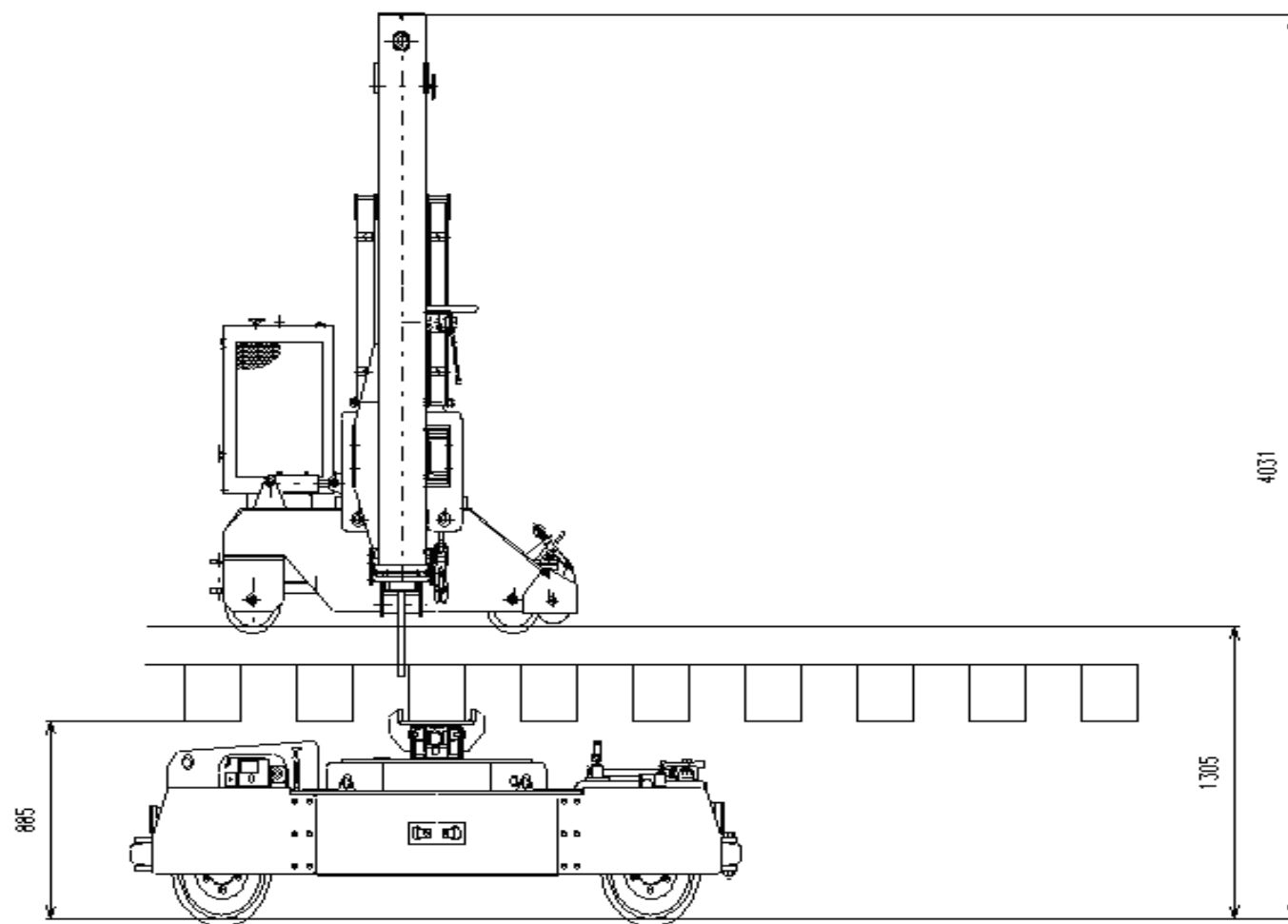




The turnout is positioned



PEM extraction



Lateral view

LEM 460 and PEM 807



PEM POSITION AND DEFORMATION OF TURNOUT

Crossing and heart parts 2 a

P4 sleeper n°51

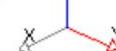
P5 sleeper n°66


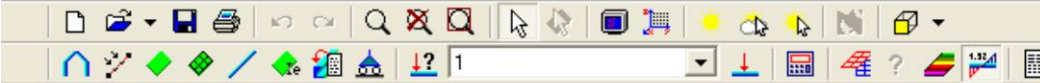
P6 sleeper n°82

P7 sleeper n°96

P8 sleeper n°110

P9 sleeper n°126







world rail partner

Animated by: **F.Ramirez**



GEISMAR®

PEM / LEM / LMC
AND
EQUIPMENT

PEM

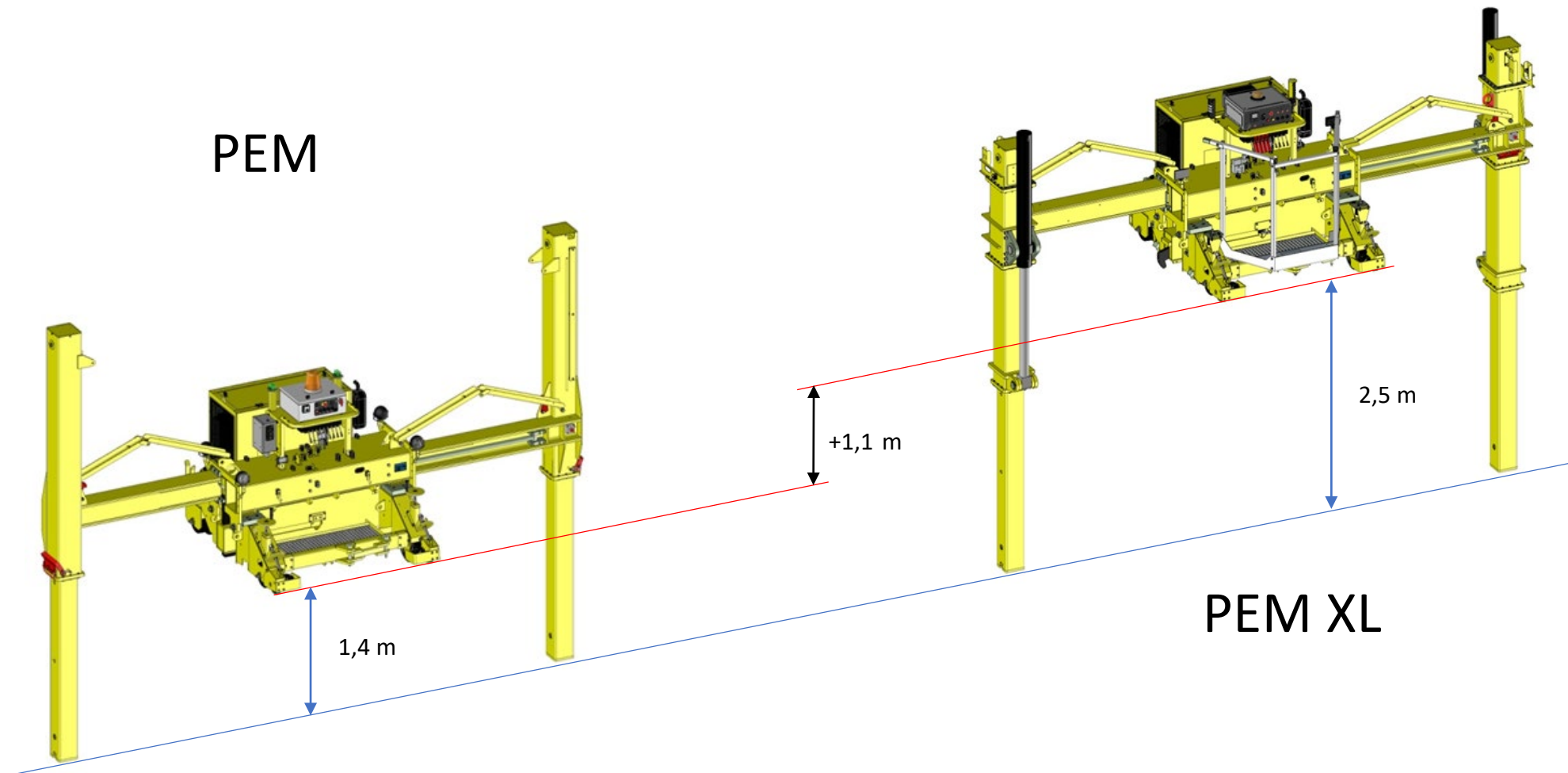
~~PEM~~



~~PEM XL~~



PEM



PEM



PEM



**NO CRANE NEEDED TO
MOVE ON TURNOUT**


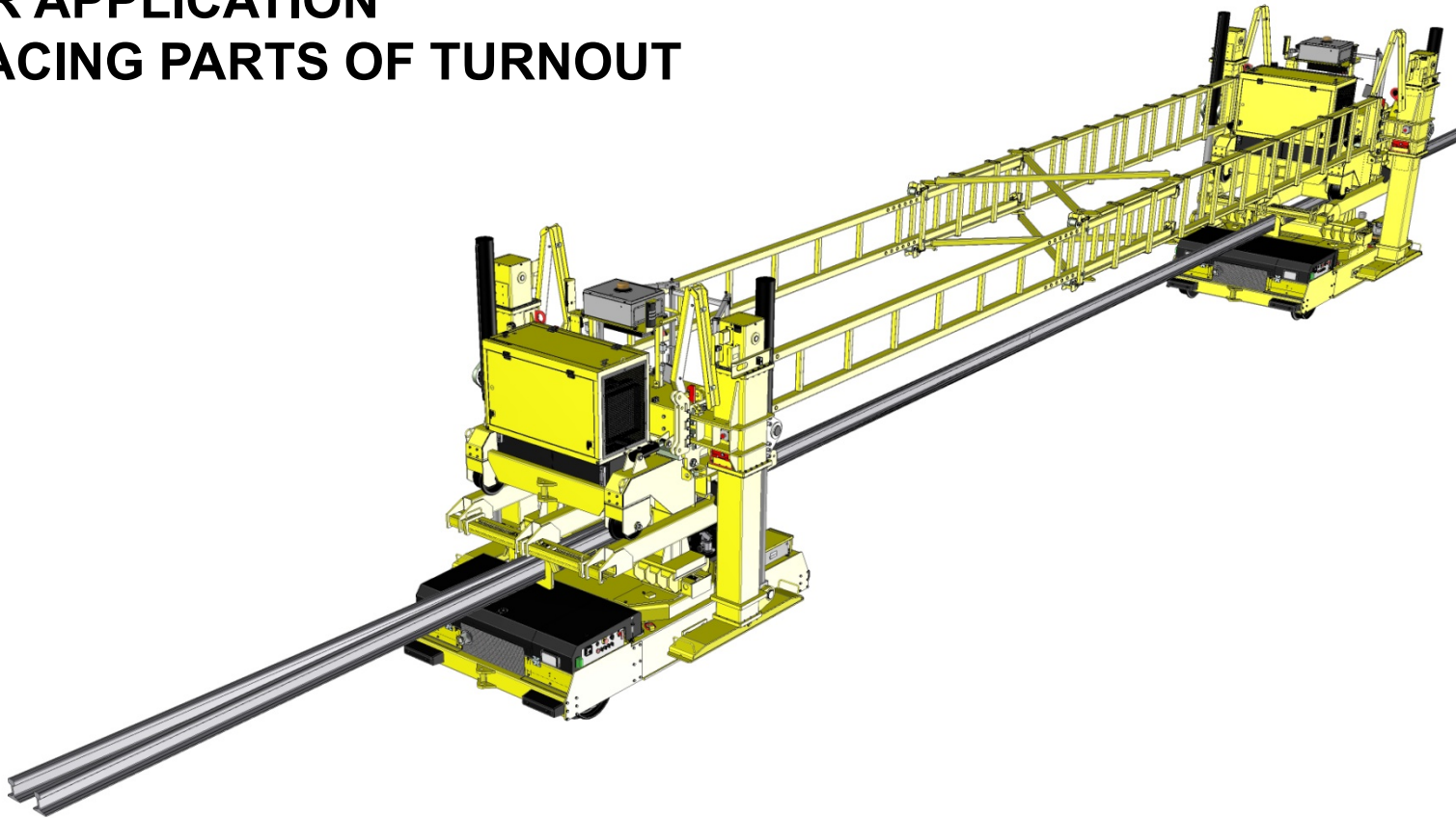
PEM




ADJUSTABLE TO YOUR WORKSITE

PEM

OTHER APPLICATION REPLACING PARTS OF TURNOUT



LEM



LEM



MAIN APPLICATION

LEM



OTHER APPLICATION



LEM

OTHER APPLICATION



LEM



OTHER APPLICATION



LEM



OTHER APPLICATION



LMC



PEM + LEM + LMC = S2PV / SPAC



SPAC

LMC



S2PV

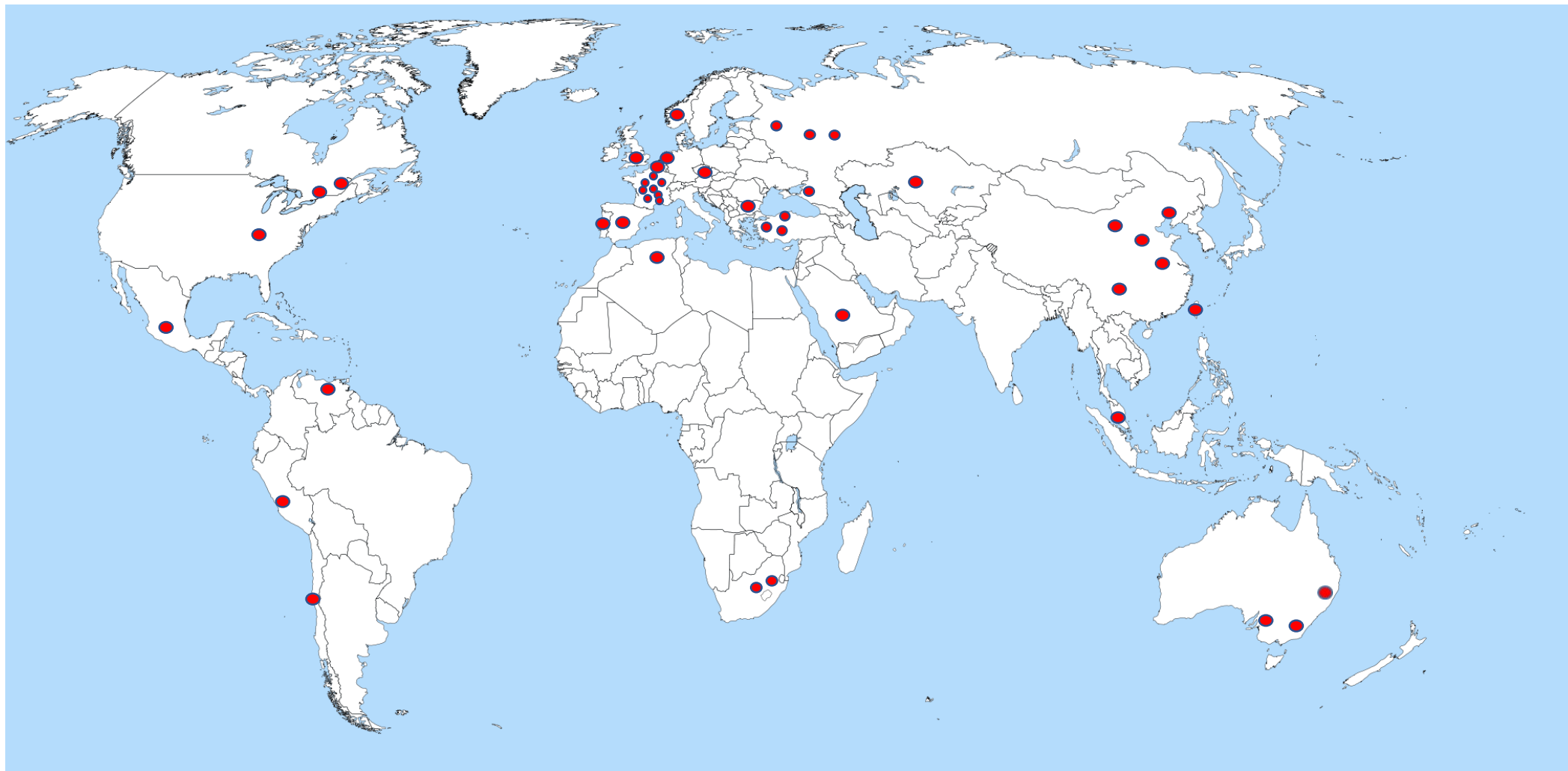
LMC



OTHER APPLICATION



PEM LEM WORLDWIDE




Animated by: **F.Ramirez**



GEISMAR®

METHOD
S2PV / SPAC

PEM + LEM + LMC + P2PV = S2PV / SPAC



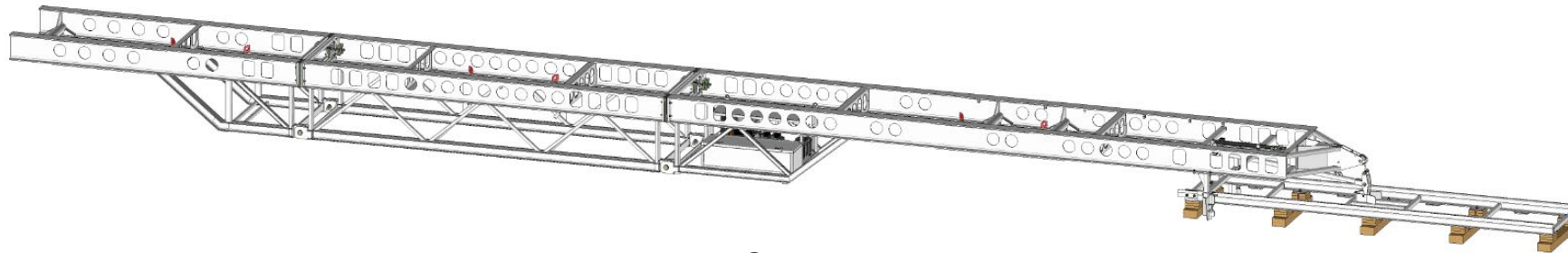
PEM



LEM



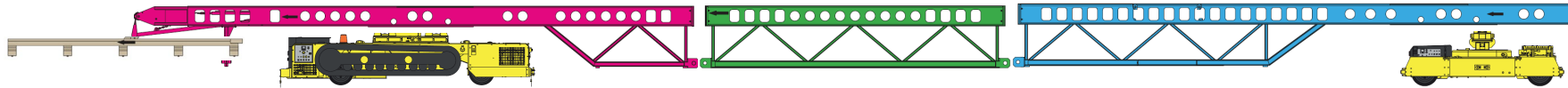
LMC



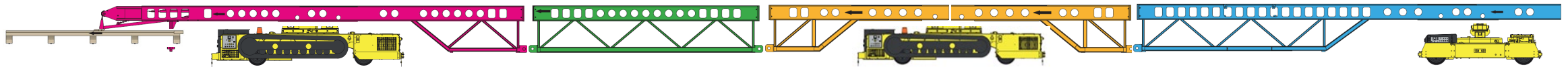
P2PV

S2PV / SPAC

S2PV FOR LAYING TRACK PANEL UP TO 36 m , 24 tons



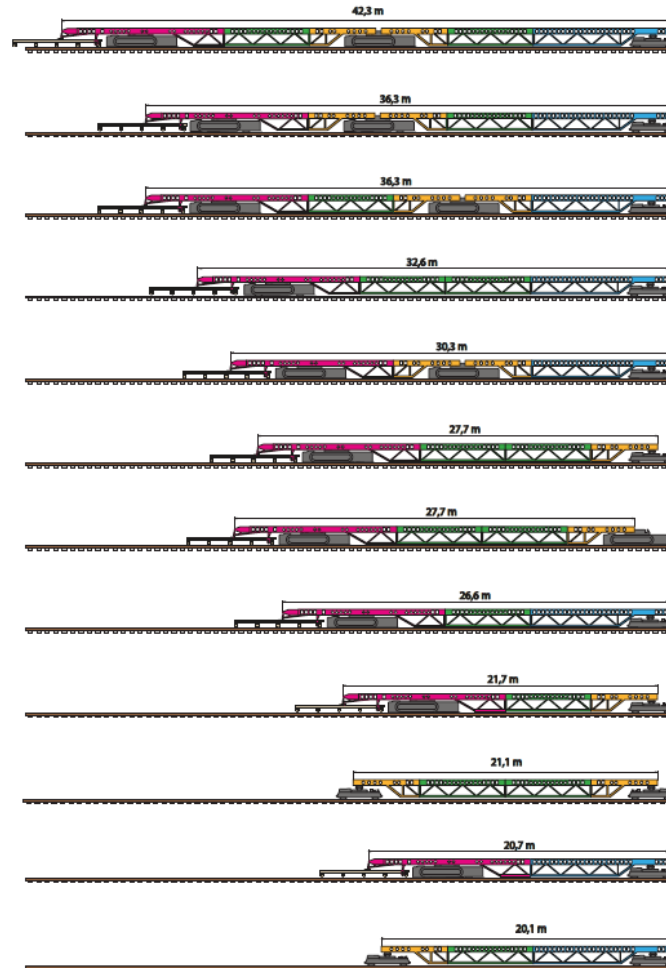
SPAC FOR LAYING TURNOUT UP TO 45 m , 45 tons



S2PV / SPAC

S2PV

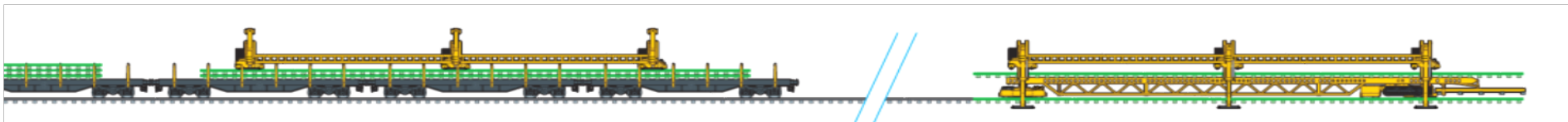
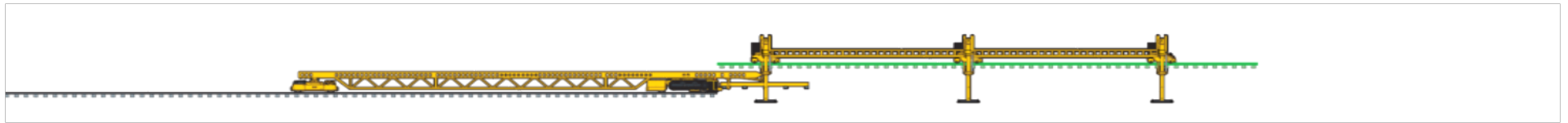
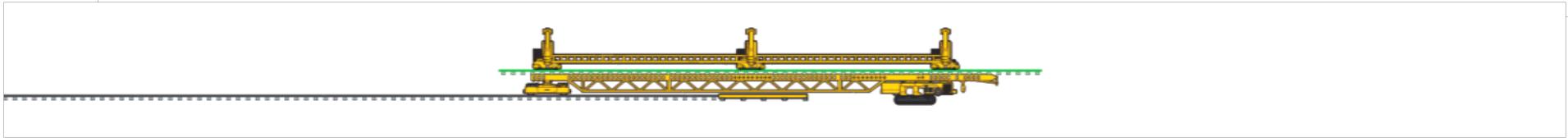
SPAC



Charge max. = Charge(s) + Portique(s)

- 1 Charge max. 61t sur 42m
Rayon mini hors charge : 380m
- 2 Charge max. 63t sur 36m
Rayon mini hors charge : 250m
- 3 Charge max. 63t sur 36m
Rayon mini hors charge : 260m
- 4 Charge max. 39t sur 36m
Rayon mini hors charge : 235m
- 5 Charge max. 65t sur 31m
Rayon mini hors charge : 175m
- 6 Charge max. 39t sur 28m
Rayon mini hors charge : 185m
- 7 Charge max. 42t sur 28m
Rayon mini hors charge : 185m
- 8 Charge max. 40t sur 27m
Rayon mini hors charge : 165m
- 9 Charge max. 40t sur 22m
Rayon mini hors charge : 150m
- 10 Charge max. 30t sur 21m
Rayon mini hors charge : 150m
- 11 Charge max. 41t sur 21m
Rayon mini hors charge : 150m
- 12 Charge max. 39t sur 21m
Rayon mini hors charge : 150m


S2PV / SPAC WORKING STEPS



S2PV for laying track panels



S2PV for laying track panels



SPAC for laying turnout



SPAC for laying turnout



S2PV / SPAC



OTHER APPLICATION



S2PV / SPAC OTHER APPLICATION



S2PV / SPAC WORLDWIDE





GEISMAR®

Thank you for your attention

- Additional support available on demand -