


# GEOMETRY TRACK GAUGE FOR TRACK AND TURNOUTS

RCA

*Polyvalent equipment  
for track & turnout measurement*



*Robust for intensive use*

*Lightweight and easy to handle*

*Easy to use in all conditions*

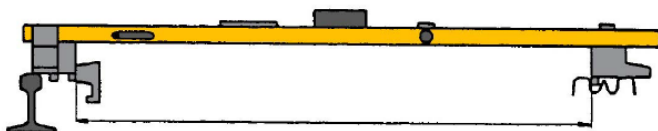


# GEOMETRY TRACK GAUGE FOR TRACK AND TURNOUTS

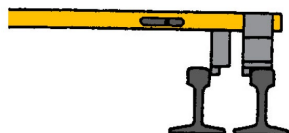
RCA

## Your benefits

- Static and instantaneous measurement of the track gauge, the cross level, the groove width, back to back distance and frog nose to check rail
- Robust and lightweight gauge for a intensive use thanks to aluminum square section and the graduated protective screen
- Easy to use for measurement thanks to knurled button and adjusting screws
- Ergonomic handling thanks to the handle aligned with the gravity center



Example of back to back measurement



Example of the groove measurement



## Technological benefits

- Track gauge and groove measurement by aluminum contact pins
- Button to block the gauge and ensuring accurate measurement
- Level measurement obtained by a spirit level with adjusting angle
- Back to back distance measurement by mobile support displacement
- RCA is electrically insulated thanks to its supports to not interfere with the track signals

## Specifications

Track gauge	1,435 mm *
Measurement taking under the running surface	14 mm *
Track gauge measurement range	1,420 / 1,485 mm
Accuracy/sensitivity of the gauge measurement	± 0.25 mm / 1 mm
Cross level measurement range	- 30 / + 200 mm
Accuracy/sensitivity of the cross-level measurement	± 0.5 mm / 1 mm
Measurable groove range	33 / 85 mm
Accuracy/sensitivity of the groove measurement	± 0.25 mm / 1 mm
Measuring unit	Metric
Dimensions (L x W x H)	1,635 x 100 x 165 mm
Mass	2.5 kg

\* Other on request

## Accessories and options

- Other thrusts with different shapes and sizes
- Carry bag
- Two pieces version (RCA-T)